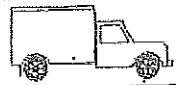






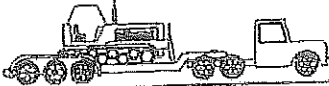


Gross Vehicle Weight Allowance For
 Limited Load and Trip Permits
 (Weights are in pounds)

TRUCK TYPE		TIRE WIDTHS			
		9"	10"	11"	12" or more
	S I N G L E	24,200	25,200	26,200	27,200
		36,650	38,625	40,575	42,525
		41,325	43,750	46,200	48,625
	C O M B I N A T I O N	37,225	38,900	40,575	42,250
		45,250	48,050	50,850	53,650
		46,875	49,350	51,850	54,325
		58,375	61,350	64,300	67,250
		65,250	69,000	72,775	76,525

$$\text{GVW from chart} - \text{Empty weight} = \text{Payload}$$

- Notes: (1) All axles must have four tires except for the steering axle which normally has two tires.
- (2) The tire width used in the above table shall be the most common tire size on axles other than the steering axle. Tire widths shall be based on the manufacturer's rating.